



SOCIAL NARRATIVE

An introduction to guided field trips at the Jackie Robinson Museum


Our class is going to the Jackie Robinson Museum!



The Museum is about **Jackie Robinson**.
He is best known for being the first Black player in modern
Major League Baseball but was much more than an athlete.



Private Robinson in Kansas during
World War II, 1942



Jackie Robinson in his Brooklyn
Dodgers uniform, 1950



Jackie Robinson with his wife, Rachel
and three children, 1956

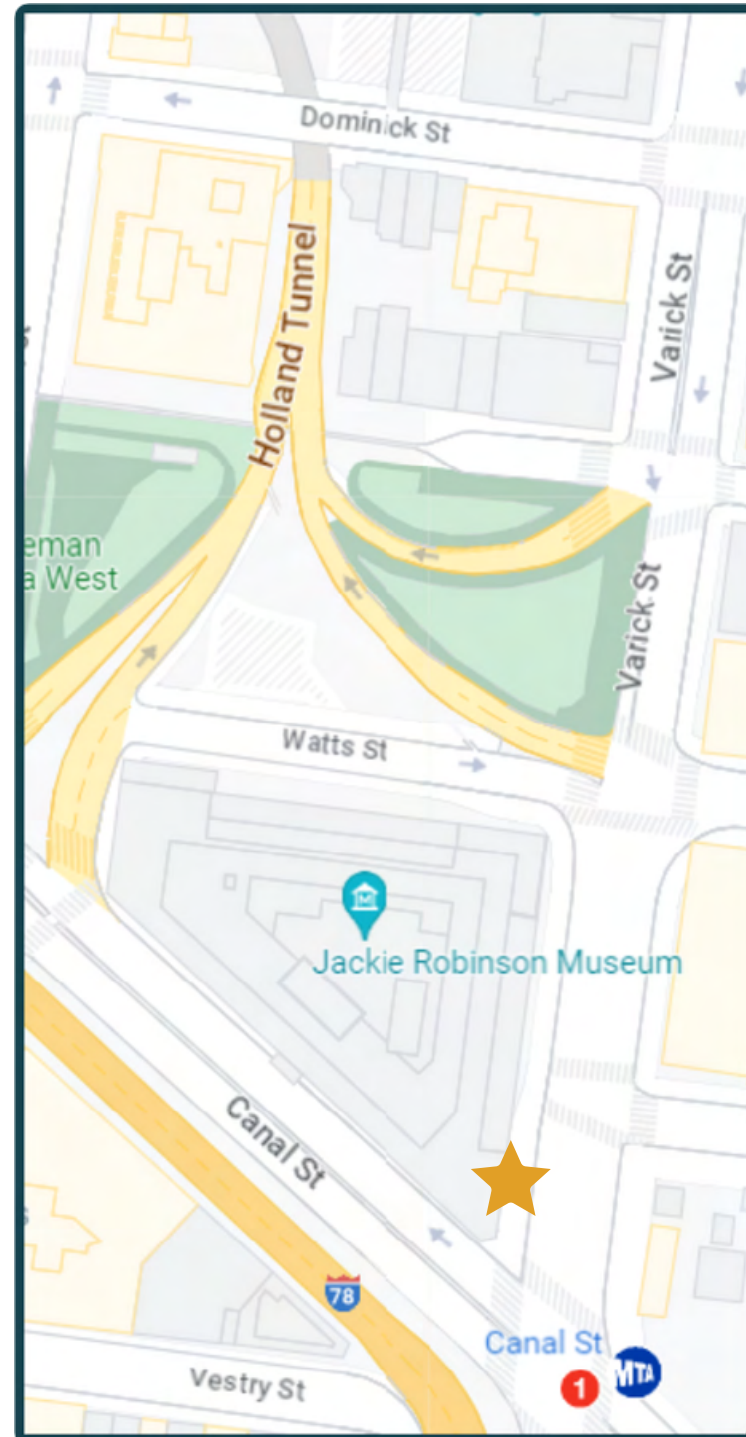


Jackie Robinson at the March on
Washington, 1963

The Museum is located at 75 Varick Street in Lower Manhattan, NY.

The area near the Museum will be very busy and loud.

There may be cars, bikes, and people walking by. We will be careful.




★ The entrance of the Museum

A Museum security guard will open the door and welcome us when we arrive.



We may see more security guards around the Museum. They will be wearing blue shirts and have name badges on. They are here to help keep us and the Museum objects safe.

**In the lobby, we will meet our Museum educators.
They will take us through the Museum and help us do fun activities.
The educators will be with us for our entire visit.**



We may break our class into smaller groups or we may all stay together.

**We may also see Museum staff at the ticket desk.
They are friendly. We can say "Hello!" and ask them questions if we need to.**





We will drop off our things, like coats, backpacks, and lunches, in a closet in the back of the lobby.



The lobby has colorful examples of movies and magazines featuring Jackie Robinson.



This is also where the restrooms and water fountains are. We will let our teacher or chaperones know if we need to use them.

Before we begin, we will go over important Museum rules.



We will store or throw out all food, drinks, and gum.



We will be aware of our bodies and only walk in the galleries.




We will stay together and follow instructions.



We will keep our hands to ourselves.



We will use our inside voices and raise our hands to share ideas and questions.



We can touch the media screens one person at a time.

**Now we are ready to start our program back in the front lobby!
We will be talking about Jackie Robinson and what he did during his life.**



In this area, we may notice a large photo screen and a set of objects that showcase different parts of Jackie Robinson's life.

The educator will lead us on a tour. We will talk about the objects, pictures, and videos that we see.

We will begin in the Main Gallery.



Here we can learn about different parts of Jackie Robinson's life like his jobs, his family, and his fight for equality for all.

Then we will go to the Sports Gallery.



Here we can learn about Jackie Robinson's great athletic talent from college to his legendary career on the Brooklyn Dodgers.

There are some areas that have noise or bright videos.




In the Main Gallery, the timeline has radios that make noise sometimes. The screen above the timeline has large, bright videos.



In the Sports Gallery, the Ebbets Field model has videos that are large, bright, and loud.


If we feel uncomfortable, we can let our teacher or Museum educator know. They will help us calm down or show us a quiet space to take a break.

After our tour, we will work in small groups and complete an activity.



**During this time, we will be able to explore in our groups.
We will keep Museum rules in mind.**

**Lastly, we will do an activity in the Museum classroom.
We will follow our educator upstairs.**



**We will see and only look at the large
bronze statute of Jackie Robinson.**



**In the classroom, we will sit at
tables and work with our group.**

When our class is ready to leave the Museum, we get our belongings and then exit through the same front doors we entered.



**Knowing what to expect made it fun and easy!
We will come back again with our family and friends.**